

1:1 Chromebook Informational Session

Ms. Danielle Da Giau

Mr. Justin O'Neill

Dr. Laura Sullivan



Going 1:1!

Topics

- ▣ Advantages
- ▣ Chromebooks
- ▣ Parent/Guardian Responsibilities
- ▣ Student Responsibilities

1.

1:1 Advantages

Why go to a 1:1 Program?

Advantages

- **Prepare students for high school and their future in a global society**
- **Student-centered learning opportunities**
- **Motivate students, encourage collaboration, innovation, and creativity beyond the classroom**
- **Promote student accountability and sense of ownership**

Advantages

- **Support learning across all curriculum**
- **Transition students from consumers of information to creative producers and owners of knowledge**
- **Access G Suite for Education, educational web-based tools, as well as many other useful sites**

2.

Chromebooks

What are they
and how do
they work?

Why Chromebooks?

- Sturdy for a great price (\$195.00)
- Light and manageable for middle-school age students
- Easy deployment via web-based portal; flooded market
- Increases students' time on task
- Have been using G Suite for Education for the last year. Will help to facilitate the 1:1 learning initiative.

Chromebooks



- Acer Chromebook 11
- 9 hours of battery life
- Boot-up in 7 seconds
- Webcam, power cord, earbuds
- Log in with student accounts
studentid@nvnet.org

Cleaning

- Do not use Windex or other cleaning solutions on the surface or screen.
- Wipe surfaces with a white vinegar and water mixture using a damp, clean, soft cloth.
- Do not spray the mixture directly on the device.

Saving Data

- Each student has access to Google Drive through a school-provided Google account.
- Students should:
 - ❑ use Google Drive to save school-related files.
 - ❑ understand that all District rules apply.
 - ❑ understand that the Google Drive should not contain personal files.

Repairs

- Unexpected problems may occur with the Chromebooks that are not the fault of the user
- District's technology staff will assist students with resolving these issues
- Chromebooks should never be taken to an outside computer service for any type of repairs or maintenance

Repairs

- Chromebooks in need of repair must be reported to the CDW Main Office as soon as possible (same day or next day they are in school).



- Failure to report damage may result in consequences based on our Code of Conduct.

Loaners

- Loaners may be available so learning is not disrupted by the repair process.
- Students are responsible for the care of the loaner Chromebooks.



Lost Equipment

- The student or parent/guardian must report lost equipment to the school immediately.
- Parent/guardian is responsible for the cost of repair or replacement (\$195.00) at the date of loss, if the property is not returned, intentionally damaged, lost because of negligence, or stolen but not reported to the school and the police.

Stolen Equipment

- If equipment is stolen, a police report must be filed and a copy of the report must be provided to the school by the student or parent/guardian.
- Failure to report the theft to the proper staff and follow the proper filing procedure may result in the student and parent/guardian being responsible for the cost of replacing the item(s).

3.

Parent/Guardian

What should I know and where can I access the information?

Resources



- Google Classroom devoted to Chromebooks
- [Chromebook User Guide](#)
- [Chromebook User's Manual](#)
- [1:1 Chromebook Handbook](#)

Parent/Guardian

- Review the 1:1 Handbook for Parents/Guardians & Students.
- Sign-off on the Agreement Form (found on Genesis Parent Portal) acknowledging the regulations governing the 1:1 Chromebook Initiative by 10/11.
- Ensure the return of the Chromebook, power cord, and earbuds at the end of each school year or before withdrawal from school.

Parent/Guardian

- Suggested guidelines for home-use include:
 - ❑ developing a set of rules / expectations for Chromebook-use at home.
 - ❑ using Chromebook where student-use can easily be monitored (*e.g., social media*).
 - ❑ developing a routine for charging the Chromebook daily.

Parent/Guardian

- (continued):
 - ❑ being mindful of your child's use of the Chromebook at home and encouraging use of the technological tool for learning and productivity.
 - ❑ investigating parental controls available through your Internet service provider and/or wireless router.
 - ❑ connecting Chromebook to home printer (optional, but permissible).

Damage

Parent/guardian and student are responsible for the cost of repair or replacement at the date of loss if the property is:

- not returned
- intentionally damaged or marked
- lost because of negligence
- stolen, but not reported to the school and / or police in a timely manner

Insurance

- Optional
- \$14 from October to June
- Worth Ave. Group (paid online)
- Covers:
 - ❑ accidental damage
 - ❑ cracked screens
 - ❑ liquid spills
 - ❑ liquid submersion
 - ❑ fire/flood damage
 - ❑ vandalism
 - ❑ natural disasters
 - ❑ power surge due to lightning

4.

Student Responsibilities

What will my child
have to do?

Student Responsibilities

- Sign Student Agreement Form in school through Google Classroom - 10/17.
- Bring Chromebook to school daily - loaners will not be provided for forgotten devices.
- Follow each teacher's rules and expectations.
- Be respectful of peers' work and devices.
- Charge Chromebook nightly - charging stations will be available around the school.

Charging Stations

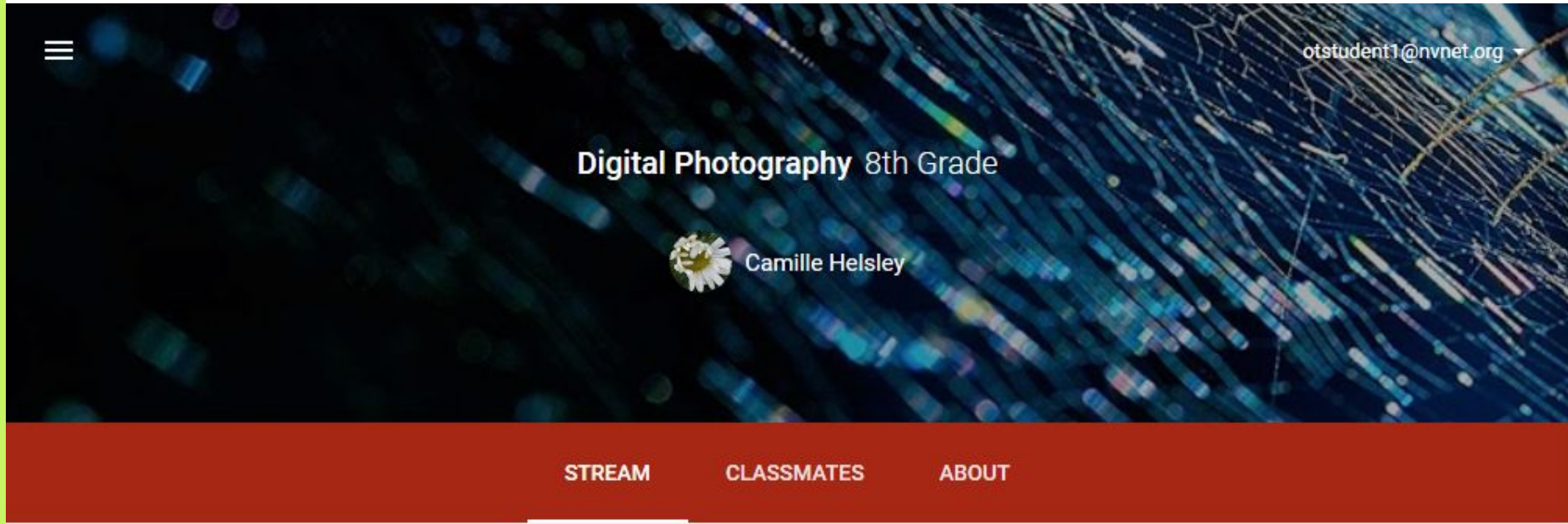


Student Responsibilities

Do Not Use Network / Chromebooks ... (Acceptable Use)


- for illegal or indecent activities, such as, but not limited to, bullying, harassing, inappropriate content, or plagiarism.
- in a manner that is disruptive to other users, services, or equipment.
- for commercial purposes or personal gains.

The Classroom & Beyond



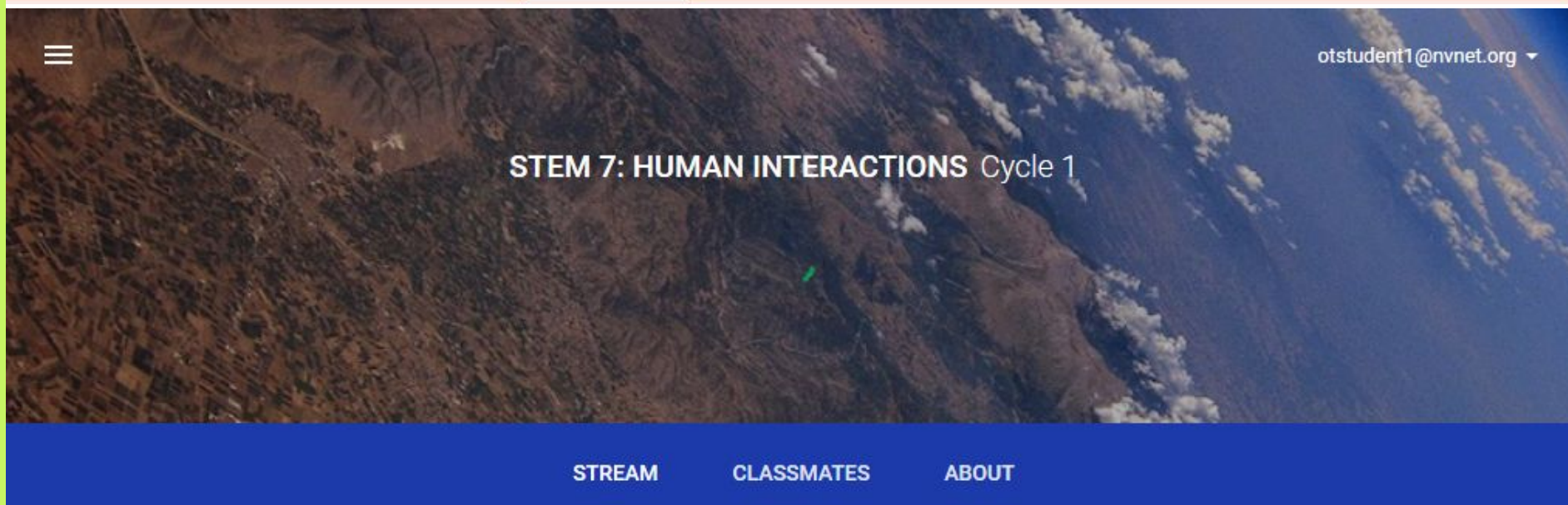
otstudent1@nvnet.org

Digital Photography 8th Grade

 Camille Helsley

[STREAM](#) [CLASSMATES](#) [ABOUT](#)

This screenshot shows a course page for 'Digital Photography 8th Grade' by Camille Helsley. The background is a dark blue abstract pattern of light streaks. A navigation bar at the bottom is dark red with white text for 'STREAM', 'CLASSMATES', and 'ABOUT'. The 'STREAM' link is underlined. A hamburger menu icon is in the top left, and the email 'otstudent1@nvnet.org' is in the top right.



otstudent1@nvnet.org

STEM 7: HUMAN INTERACTIONS Cycle 1

[STREAM](#) [CLASSMATES](#) [ABOUT](#)

This screenshot shows a course page for 'STEM 7: HUMAN INTERACTIONS Cycle 1'. The background is an aerial photograph of a dry, hilly landscape. A navigation bar at the bottom is dark blue with white text for 'STREAM', 'CLASSMATES', and 'ABOUT'. A hamburger menu icon is in the top left, and the email 'otstudent1@nvnet.org' is in the top right.


Google Applications



Google Drive



Google Docs



Google Sheets



Google Slides

**Together, we
are moving our
school forward.**

THANK YOU!

Community | Curiosity | Courage | Creativity | Commitment